

The Truth About 60 Second Binary Options

The Truth About **60 Second Binary Options**



**Includes Three
Winning Strategies**

 **TradeOpus**

TABLE OF CONTENTS

- I. [60 Second Binary Options- Make 75% a Minute](#)
- II. [Binary Options Basics](#)
- III. [Why Trade Binary Options](#)
- IV. [What are 60 Second Binary Options](#)
- V. [How to Trade 60 Second Binary Options](#)
- VI. [60 Seconds VS Traditional Binary Options](#)
- VII. [60 Second Binary Options Breakout Strategy](#)
- VIII. [60 Second Support/Resistance Strategy](#)
- IX. [60 Second Follow-the-Trend Strategy](#)
- X. [Where to trade 60 Second Binary Options](#)

60 SECOND BINARY OPTIONS- MAKE 75% A MINUTE

Welcome to the exciting world of 60 Second Binary Options where you can earn up to **75%** on your money in just **one minute**.

We will provide you with everything you need to know to be successful trading 60 Second Binary Options including **three proven trading strategies**.

As will be revealed to you in this all inclusive guide, 60 Second Binary Options are not only a unique money making tool, but they also feature the following:

 **Lightning Fast Trading**

 **Invest as Little as \$5**

 **No Margin Requirements**

 **No Fees**

 **Limited Market Risk**

Understanding a tested trading strategy is not the only component needed to become a successful trader. You must also maintain proper discipline and composure as you trade. The final ingredient to begin earning 75% a minute is choosing a broker to implement your strategy. For your convenience we have paired each strategy with a trusted broker where you can **start earning your 75% today!**

BINARY OPTIONS BASICS

Binary Options are a simple way to participate in the movement of financial assets. They are Binary in nature in that there are only two possible outcomes. Either you win the predetermined profit % or you lose your investment.

The basic Binary Options trades are called Up/Down or Call/Put options. You would choose to make a Call option trade if you believe the asset will be higher at expiry or a Put option trade if you believe the asset will be lower at expiry. All it takes to execute a Call/Put Binary Option is 5 easy steps as displayed below.



The screenshot shows the Banc De Binary trading interface for the AUD/USD currency pair. The interface includes a 'TRADERS CHOICE' bar on the left showing 46% for Call and 54% for Put. A central chart displays the price movement with the question 'WILL AUD/USD GO UP OR DOWN?'. The current rate is 1.01022. On the right, there are 'UP' and 'DOWN' buttons, a '6 minutes 22 seconds' expiry timer, and a trade entry form with fields for 'Expiry Date', 'Rate', 'Amount' (set to \$100), and 'Potential Profit' (set to \$175). A green 'APPLY' button is at the bottom right. Blue arrows point to the 'AUD/USD' dropdown (labeled 'Select Asset'), the 'UP' button (labeled 'Click Up/Down'), the 'Amount' field (labeled 'Enter Trade Amount'), and the 'APPLY' button (labeled 'Click Apply').

In the above example using the Banc De Binary trading platform we:

- Selected the AUD/USD currency pair when the market price was 1.01022.
- Selected the earliest available expiry.
- We clicked UP for a Call Option.
- Entered Trade Amount of \$100. Payout amount of \$175 is displayed.
- Clicked Apply.

If the AUD/USD closes even one pip above 1.01022 at expiry, we will win the trade and gain a return of 75% on our investment in less than 15 minutes. If the AUD/USD closes below 1.01022 we will lose our investment.

WHY TRADE BINARY OPTIONS

Binary Options affords traders and investors alike the opportunity to gain huge returns on their investments up to 81% in short time periods without the need for a large capital investment.

In a traditional stock trade, to earn an 81% return the underlying asset has to appreciate by more than 81% taking into account commissions and fees. With a Binary Options trade the asset need only appreciate to earn your 81% return.

Furthermore, in order to purchase the underlying asset you must allocate sufficient capital for the purchase amount, whereas in a Binary Trade you may invest as little as \$5 per trade.

Take the following illustration:

Money to Invest: \$100

Asset: Facebook (FB)

Share Price: \$25

Binary Options Trade	Stock Trade
Trader Purchases \$100 Call Option If Stock is higher than \$25 at Expiry Trader earns up to 81% return.	\$100 can purchase 4 shares of FB In order to earn the same 81%, FB would have to close above \$45.

Advantages to trading Binary Options include:

- ❖ High Returns
- ❖ Short Expiries
- ❖ Small Investment
- ❖ No Commissions or Fees
- ❖ 24/7 Trading
- ❖ Access to multiple markets

WHAT ARE 60 SECOND BINARY OPTIONS

60 Second Binary Options are a relatively new and dynamic trading innovation which fills a need for Binary Options traders who are looking to profit on quick moves in the market.

60 Second Binary Options allow a trader to execute call or put Binary Options which expires in just one minute. Profit on these trades usually range between 65-75% of the investment. On many 60 second options trader can invest as little as \$5 per trade.

Traders have the opportunity to choose from a wide variety of financial assets including equities, commodities, currencies and indices.

HOW TO TRADE 60 SECOND BINARY OPTIONS

60 Second Binary Options are easy to trade. The following example illustrates how you can execute a 60 Second Binary Options trade with a few clicks of the mouse



- Select EUR/USD
- Select \$5
- Select Call or Put
- Click Start

- Open Position Data is displayed as the time counts down.

ASSET	POSITION	START	END	ENTRY	CURRENT	PAYOUT	TIME
EUR/USD	▲	04:12:14	04:13:14	1.27770	1.27781	8.6	22

60 SECONDS VS TRADITIONAL BINARY OPTIONS

There are three distinct advantages of 60 Second Binary Options over Traditional Binary Options.

DURATION

Only 60 Seconds to complete trade

60 Second Binary Options

Up to an Hour to complete trade

Traditional Binary Options

Advantages of Short Duration

- Less market exposure
- More trades in a given time period
 - Scalper Friendly

EXECUTION

Trade On Demand

60 Second Binary Options

Predetermined Trading Start Times

Traditional Binary Options

Advantages of Trading on Demand

- Immediate Entry into Position
- Easier to Follow Short Term Trend
- Open Consecutive Positions

MINIMUM TRADE AMOUNT

\$5 Per Trade

60 Second Binary Options

\$25 Per Trade

Traditional Binary Options

Advantages of \$5 Minimum Trade

- Less Financial Risk Per Trade
 - More Trades

60 SECOND BINARY OPTIONS BREAKOUT STRATEGY

If a currency pair has been trading for some time within a **tight range**, then when it does **breakout** it usually progresses in its new direction for some time.

- ⇒ Trader Level: Beginner
- ⇒ Risk Level: Low

In the Breakout Strategy you are looking for a currency pair that has been trading within a tight **trading range** for an extensive time period.

A trading range is clearly delineated by a ceiling and a floor, the ceiling being the highest price that the asset trades within the trading range and the floor being the lowest price. When the price bounces against its ceiling or floor a number of times at some point it finally breaks free.

Trading Range



A clean breakout should consequently be viewed as a strong signal to initiate a 60 Second Binary Options trade. If the breakout occurs below the floor initiate a Put option; if the breakout occurs above the ceiling initiate a Call option.

Breakout



We recommend that you use an independent dynamic chart service like www.freestockcharts.com

60 SECOND BINARY OPTION PUT TRADE USING BREAKOUT STRATEGY



The above chart illustrates an AUD/USD currency pair which was trading in a range defined by a ceiling of 1.03856 and a floor of 1.03828.

To use the Breakout Strategy

- I. **Identify the Breakout Point:** AUD/USD trades below floor level of 1.03828 for a full one minute as indicated by the fully formed candlestick labeled "bearish breakout" in the chart above.
- II. **Initiate Trade:** Open an AUD/USD 'PUT' 60 Second Binary Option.

As this type of trading is dynamic, do not risk more than 2% of your equity per position. If your balance is \$10,000, your wager will then be \$200. Your opening price is 1.0380 and your payout ratio is 75%. After the 60 second expiry time elapses, the AUDUSD stands at 1.0378 and you are in-the-money and collect a \$150 profit after just one minute.

[GlobalTrader365](#) is the ideal broker for trading the 60 Second Binary Option Breakout Strategy

\$200 Minimum Deposit * \$5 Trades * One on one guidance

[To Open an Account with GlobalTrader365 Click Here](#)

60 SECOND SUPPORT/RESISTANCE STRATEGY

In the 60 Second Binary Options Breakout Strategy you initiate trades upon a breakout from the range. In the Support/Resistance strategy you will learn to execute trades within the range taking advantage of price bounces off of support/floor and resistance/ceiling levels.

⇒ Trader Level: Intermediate

⇒ Risk Level: Medium

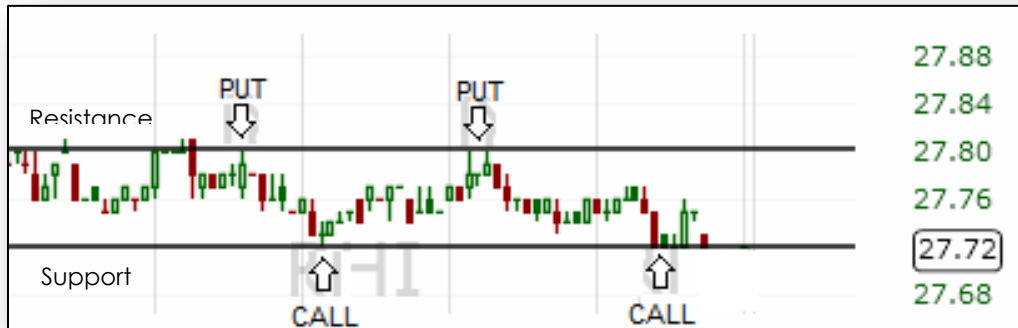
The price of an asset tends to move in a series of waves possessing tops and bottoms which are considered to be major reversal patterns and can be easily identified by major resistance and support levels on a chart. A favorite 60 seconds binary option trading strategy is to detect times when the **price clearly rebounds against these resistance and support levels**. New binary options should then be opened in the opposite direction to that in which the price was progressing before the rebound.

For example, the following 60 seconds trading chart illustrates examples of opening both PUT and CALL binary options. Basically, when price rebounds against resistance, then you should initiate a PUT option while if it springs upwards after hitting support, then activate a CALL option.



We recommend that you use an independent dynamic chart service like www.freestockcharts.com

60 SECOND TRADES USING SUPPORT/RESISTANCE STRATEGY



- I. **Identify Trading Range:** Detect a currency pair that has been range-trading for an extensive time.
- II. **Identify Support/Resistance Levels:** Find the resistance and support levels by simply noting the highest points for resistances and the lowest values for supports, as shown on the chart above.
- III. **Confirm Price Test:** When stock price reaches the support or resistance level confirm by making sure current candlestick closes below resistance or above support.
- IV. **Initiate Trade:** Open 60 Second PUT options if price bounds against resistance and open 60 Second CALL options if price bounds against support as displayed on the chart above.

In the above example you could make four 60 second trades in a period of less than one hour. If you successfully followed the Support/Resistance Strategy you would have profited on all four trades. If you had invested \$100 on each trade you would have earned up to \$300 in less than an hour.

[24option](#) is the ideal broker for trading the 60 Second Binary Option Support/Resistance Strategy

\$250 Minimum Deposit * \$24 Trades * Training Videos

[To Open An Account With 24option Click Here](#)

60 SECOND FOLLOW-THE-TREND STRATEGY

In the 60 Second Binary Options Follow-the-Trend Strategy you initiate trades upon movements off of the trend lines.

⇒ Trader Level: Advanced

⇒ Risk Level: Medium

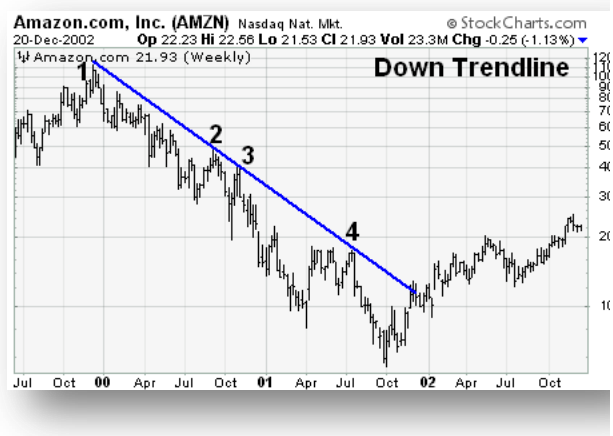
The basic concept is to follow a trend and enter a new CALL binary option if price rebounds upwards from the lower trend-line when an underlying asset is rising in a well-defined bullish channel. Alternatively, you should seek to activate new PUT options when price reverses downwards after bouncing against the upper trend line in a well-established bearish channel.

Up Trend-line



The Yahoo chart above shows an Up Trend-line. Points 1-4 indicate new lows throughout the trend. It is an upward trend-line because the new lows are higher than the previous lows.

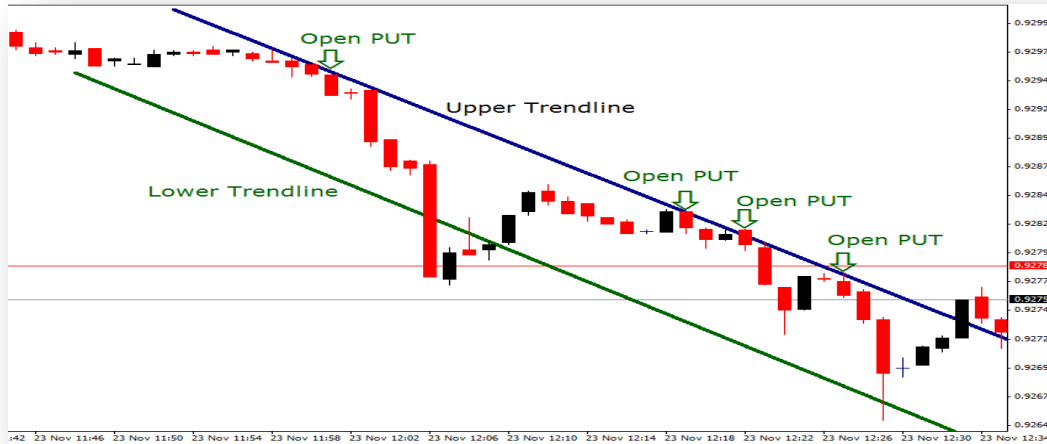
Down Trend-line



The Amazon chart above shows a Down Trend-line. Points 1-4 indicate new highs throughout the trend. It is a downward trend-line because the new highs are lower than the previous highs.

We recommend that you use an independent dynamic chart service like www.freestockcharts.com

60 SECOND PUT TRADES USING FOLLOW-THE-TREND STRATEGY



- I. **Identify Trend:** The above USD/CHF 1 minute trading chart clearly displays a strong bearish trend.
- II. **Identify Upper Trend-line:** Draw the upper trend-line by connecting the series of lower highs.
- III. **Confirm Price Test:** Once you observe the upper trend line, wait until the present candlestick fully completes in order to confirm that it closes beneath this trend line.
- IV. **Initiate Trade:** Execute a USD/CHF PUT 60 Second Binary Option.

In the above example you could make four 60 second PUT trades in a period of less than one hour. If you successfully followed the Follow-the-Trend Strategy you would have profited on all four trades. If you had invested \$100 on each trade you would have earned up to \$300 in less than an hour.

[XPMarkets](#) is the ideal broker for trading the 60 Second Binary Option Support/Resistance Strategy

\$200 Minimum Deposit * \$5 Trades * 4 Simultaneous Trade Screens

[To Open An Account With XPMarkets Click Here](#)

WHERE TO TRADE 60 SECOND BINARY OPTIONS



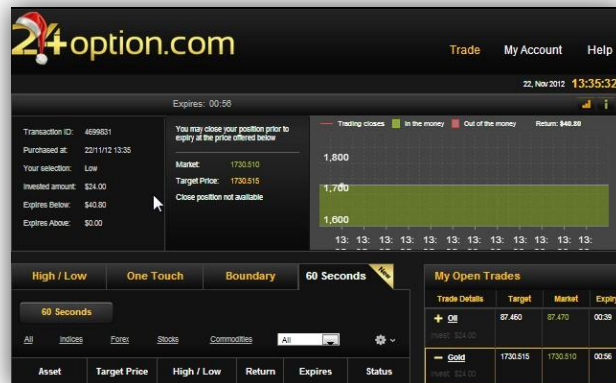
[GLOBALTRADER365](#)

- ⇒ Minimum Deposit \$200
- ⇒ Trade for as little as \$5/Order
- ⇒ 24/7 Customer Service
- ⇒ Demo Account

[Click Here To Open an Account With GlobalTrader365](#)

[24OPTION](#)

- ⇒ Large Easy to Read Charts
- ⇒ Training Videos
- ⇒ Fast Execution
- ⇒ 24/7 Customer Service



[Click Here To Open an Account With 24option](#)

WHERE TO TRADE 60 SECOND BINARY OPTIONS



XPMARKETS

- ⇒ Minimum Deposit \$200
- ⇒ \$5 Trades
- ⇒ Up to Four Trade Windows
- ⇒ Easy to Read Open Orders

[Click Here To Open an Account with XPMARKETS](#)

IOPTION

- ⇒ Rapid Fire Strategy
- ⇒ Education Center
- ⇒ Fast Execution
- ⇒ \$5 Trades



[Click Here To Open an Account with IOPTION](#)